

Thermoelectric voltage terminal block MTKD

Article description	MTKD-... *
Article no.	See item list below*
EC-TYPE EXAMINATION CERTIFICATE	QSI 11 ATEX 2020U*
Marking	Ex eb IIC QSI 11 ATEX 2020U
Assembly on mounting rails	NS 35 acc. to EN 60715-TH 35
Stripping length	7 mm
Torque	0,6 - 0,8 Nm
Assembly instructions	See page 2
Operating temperature range	-50 °C ... +110 °C



Technical data according to EN 60079-7 (increased safety „e“)

Rated insulation voltage	250 V
Rated voltage	275 V
Nominal current	1 A (ΔT 45 K)
Temperature rise	37,5 K (6 A / 0,5 mm ²)
Contact resistance	11 m Ω

Connection capacity

Rated cross-section	2,5 mm ²	AWG 12
Max. conductor cross-section	2,5 mm ²	AWG 12
Connectable conductor cross-section	0,2 - 2,5 mm ² rigid 0,2 - 2,5 mm ² flexible	AWG 24 - 12 AWG 24 - 12

Insulation material

Description	PA 6.6
Creep resistance acc. to IEC 60112 / material group	CTI 600 / I

Accessories

	Description	Article no.
Cover	D-MTK	3101029
Partition plate	ATS-MTK	3101223

Item list

MTKD-CU/CUNI EX	3100060
MTKD-FE/CUNI EX	3100047
MTKD-NICR/CUNI EX	3100076
MTKD-NICRSI/NISI EX	3100103
MTKD-NICR/NI EX	3100063
MTKD-E-CU/A-CU EX	3100092
MTKD-S-CU/E-CU EX	3100102

* valid for colour variants

Important assembly instructions – increased safety „e“

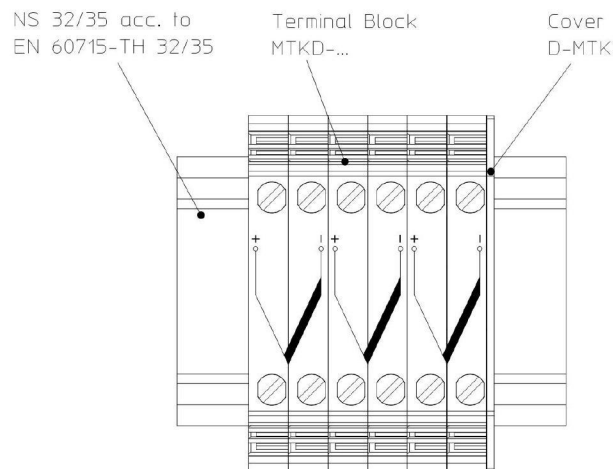
The Terminal Blocks are suitable for use in enclosures in atmospheres with flammable gases or combustible dust. For flammable gases these enclosures must satisfy the requirements according to EN 60079-0 and EN 60079-7. For combustible dust these enclosures must satisfy the relevant requirements of part 31 of EN 60079.

When assembling with other certified series and sizes of terminal blocks and using belonging accessories, the required creepage distances and clearances have to be observed.

If conductors with smaller cross section as the rated cross section are used, the belonging lower current has to be laid down in the EC-Type Examination Certificate of the complete apparatus.

The Terminal Blocks may be used, based on the self-heating when used at the nominal current and at ambient temperatures of -50 °C to +40 °C at the mounting position in electrical apparatus, e.g. junction and connection boxes, for temperature class T6. When the Terminal Blocks are used in electrical apparatus of temperature classes T1 up to T5, the highest temperature of the insulating material shall not exceed the maximum value of the operating temperature range.

The Terminal Blocks and their appropriate accessories have to be assembled as specified below.



Operating instructions – Intrinsic safety “i”

EN 60079-14:2008 Clause 12 describes modular terminal blocks as simple apparatus when used in intrinsically-safe circuits. Testing by a notified body and marking is not required. If terminal blocks be identifiable as part of an intrinsically circuit are marked by a colour, the colour used shall be **light blue**.

Testing for compliance to intrinsically safe requirements including clearance, creepage, and solid insulation distances specified in EN 60079-0 and EN 60079-11 have been performed for circuits up to **60 V**.

Compliance with distance requirements of EN 60079-14:2008 Clause 12.2.3 for the connection of separated intrinsically-safe circuit accessories is met. A minimum distance of 50 mm to separate clamping units of intrinsically-safe and non intrinsically-safe circuits is required through the use of a separating plate or similar device.

Operating instructions for zone 2 and zone 22

In compliance with clause 5.4.4 of EN 60079-14:2009 the Terminal Blocks can be used if the requirements of the respective type of protection e. g. "nA" or "tD" are considered.

Attestation of Conformity

The above mentioned product is in line with the provisions of the below marked directive and their modification directive(s):

2014/34/EU ATEX Directive

Compliance with Essential Health and Safety Requirements has been assured by compliance with:

EN 60079-0:2009

EN 60079-7:2007

current edition:*)

EN 60079-0:2012

EN 60079-7:2015

The conformity with the provisions of the ATEX directive were certified by

Notified Body: QS Schaffhausen AG

Address: Wiesengasse 20, CH-8222 Beringen/Switzerland [Ident.-No.: 1252]

Certificate: QSI 11 ATEX 2020U, 2011-06-20
(No., Date)

*) The minor respectively formal changes of the new edition of the mentioned standards do not affect the EHSRs. Consequently the terminal blocks still comply with the relevant requirements of the ATEX Directive.


Blomberg, 2016-05-30



i. A. Gerhard Leßmann
Business Unit Industrial Cabinet
Connectivity
Ex-Representative



Klaus Firschke
Business Unit Industrial Cabinet
Connectivity
Head of Product Marketing

This attestation certifies the conformity with the indicated directive, it does not, however, covenant any characteristics. The instructions for safety and installation have to be observed.

PHOENIX CONTACT GmbH & Co. KG
Flachmarktstraße 8
32825 Blomberg
Germany

 +49 – (0) 52 35 – 3-00

 +49 – (0) 52 35 – 3-4 12 00

 www.phoenixcontact.com